


THE TRAFFIC GENERATOR.

Flexible and fast roller shutters and roller grilles





Performance promise and service standards

Design | Security | Service

Pages 4 - 9

Our roller shutter systems

Overview

Pages 10 - 11

ThermoTeck roller shutter

Pages 12 - 13

ThermoTeck Easy roller shutter

Pages 14 - 15

Roller grilles

Pages 16 - 17

XXL roller shutter

Pages 18 - 19

ThermoTeck Speed high-speed roller shutter

Pages 20 - 21

High-speed screen doors

Pages 22 - 23

Design variety

For your individual demands

Pages 24 - 29

Safety aspects

Technology, convenience, operation

Pages 30 - 37

Technical data

Pages 38 - 39

MADE
IN
GERMANY



TECKENTRUP DOOR SOLUTIONS

Whether it's development, production or distribution, whether it's about the entire whole or about a small detail, for us, everything revolves around the decisive question: **WHAT IS THE SOLUTION FOR YOU?**

Because we are the specialist for fire protection, smoke protection, sound insulation and security doors, for industrial sectional doors, roller shutters, folding doors, sliding doors and garage doors.

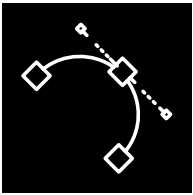
And we are **"Made in Germany"**. For more than 80 years, we have developed and produced our products exclusively in Germany. More than 900 employees at our locations in Verl and Großzöberitz create our high-quality products for you. All processes, from supply to production to commissioning and delivery, are based on the DIN EN ISO 9001 quality management system.

DESIGN

SECURITY

SERVICE

Teckentrup produces more than doors and gates: Teckentrup delivers solutions. Which is why we have applied three new standards to our company and our products that meet your needs: Design. Security. Service.




Design: We link functionality and aesthetics.

Because good design represents innovative technology that meets the needs of the user. Our products are opening new worlds and offer many individual design options. With us, designers and engineers work hand-in-hand from the beginning. So that intelligent ideas are just as convincing at a second glance and sophisticated designs prove themselves day after day.



Security: We link systems to protection.

Our doors meet the highest requirements and are certified accordingly. We are happy to advise you on necessary standards and develop comprehensive needs-oriented safety approaches in order to protect people and valuables.



Service: We link speed to reliability.

Short paths, clear structures, everything from one source. This is the service advantage of Teckentrup. Because, from product development to installation, from the committed support of our expert advisers to professional servicing: We will be there for you right away. We are happy to make the time.




BUILDING EXPERTISE FROM ONE SOURCE

Large construction projects are faced with enormous cost pressure. This is why all of our products are embedded in an approach for process optimisation. We count on holistic service — from planning to installation to operating our industrial roller shutters. We can support you with consultation and planning services, we provide just-in-time deliveries if required, we place great emphasis on easy installation and we are also there to help you at any time during the construction phase by providing solutions at short notice. Therefore, you can rest assured that you receive the right solution for all of your property's requirements.

OUR SERVICES FOR YOU


Secure clear efficiency advantages for yourself in every project phase:

- Comprehensive property and project advising for each of your projects
- Standardised technological platform with sophisticated installation materials
- Tender documents and technical drawings to develop your tender



More information at www.teckentrup.co.uk

HOLISTIC SERVICE



We provide custom solutions and comprehensive service to our customers, from project planning to installation to operating our doors. Take a look for yourself.

ELVIS AG TRUCKPORT DOUBLE ROLLER SHUTTERS FOR XXL BUILDING ENTRANCES

Efficient and fast, even with small load volumes – that was the goal of Elvis AG when they planned their new staging warehouse. It was to be able to transfer not only pallets but also smaller partial loads as well. At the same time, the loading capacity of the lorries were to be used in an optimal manner. The result is a 10,000 square metre facility with two entrances and exits that the lorries are able to drive in and out with ease. They were planned oversized so that driving in and out of the hub did not create any obstacles: 15 metres wide, almost five metres tall. A special solution was needed for the doors. Teckentrup took on this challenge as an experienced door and gate specialist. The basic idea: Roller shutters were to be used despite the extreme width. Because lorry TRAFFIC requires extremely wide access points for the Elvis AG Truckport. Two Teckentrup roller shutters with a movable mullion solved this requirement and created sufficient room for lorries coming in and out, without burdensome manoeuvring.



You can find more exciting property reports at www.teckentrup.co.uk/references/

TECKENTRUP
DOOR SOLUTIONS

TECHNICALLY PERFECT – VERSATILE USES

Teckentrup roller shutter systems

Thanks to the space-saving roller technology and the heavy-duty roller shutter curtain, Teckentrup roller shutters are particularly suited for tall and wide building openings that are subject to a great deal of use. **Roller grilles** are used anywhere where a high degree of transparency, anti-burglary protection or even ventilation is required. High-speed doors allow for the quick passage of, for example, forklifts, and reduce energy losses.





ThermoTeck roller shutter

Our double-walled, insulated ThermoTeck roller shutter consists of coated steel profiles. It is equipped with a top seal and depending on the door size as standard with one galvanized octagonal shaft as well as a direct-mount drive with 400 V of three-phase voltage.

ThermoTeck Easy roller shutters

The Teckentrup Easy roller shutter system distinguishes itself with a simple and robust design. Cumbersome measurement work is done away with via the components that are intelligently simplified and perfectly harmonised.




Roller grilles

The Teckentrup roller grilles in various grille shapes ensure optimal ventilation, visibility and protection. The preferred areas of use are shop passages with large window displays, underground garages and parking garages.

XXL roller shutters

Double roller shutters consist of at least two doors lying near one another with a height of up to 6 m, for which a round 50 cm wide centre support made of galvanised steel handles the lateral motion, allowing lifted doors to be moved to the side easily.



High-speed roller shutters

With high continuous operation rates of up to 1.5 m per second and a robust design, the high-speed roller shutter meets the necessary requirements for all areas of use, in particular, use as an outside door.

High-speed screen doors

Teckentrup high-speed screen doors are suited for demanding and continuous use inside and outside. They ensure a smooth traffic flow and reduce energy losses to a minimum during the cold season.






TECKENTRUP

THERMOTECK ROLLER SHUTTER

- GALVANISED AND HEAT-INSULATING
- SPECIAL PROFILE
- IN LIGHTWEIGHT STEEL DESIGN



Special profile contour
rolled from one piece, thus even higher resistance and quieter.

Double-walled profile
made of high-strength PU hard foam, exceptionally durable and also heat-insulating.

Innovative micro-profiling
in attractive look, especially stable and low-wear.

Installation in

- Masonry: min. 120 mm
- Concrete: min. 150 mm
- Steel
- Autoclaved aerated concrete walls: min. 200 mm (only with steel skirting)
- Wood: min. 240 mm

Size range/installation dimensions

Width: up to 18 000 mm
Height: up to 12 000 mm
(Additional dimensions upon request)



Special solution (extreme door width) in a football stadium

Door curtain

Consists of hinge-like profiles pushed into one another made of double-walled galvanised steel, division 96,5 mm

Surface

- Galvanised steel
- Optionally coil-coated or powder-coated



Hall closure in industrial enterprise




Simple, practical and secure

The Teckentrup Easy roller shutter system distinguishes itself with a simple and robust design. The individual components were intelligently simplified and perfectly harmonised with one another. Cumbersome measurement work, for example for console attachment and wind shaft position, is done away with. In addition, installation is simplified with the pre-wired controller and drive. Compared to common door systems, this saves up to 40% of the installation time.

TECKENTRUP

THERMOTECK "EASY"

- 40% FASTER INSTALLATION
- 1-MAN INSTALLATION
- FOR STANDARD USE



Installation in

- Masonry: min. 120 mm
- Concrete: min. 150 mm
- Steel
- Autoclaved aerated concrete walls: min. 200 mm (only with steel skirting)
- Wood: min. 240 mm

Size range/installation dimensions

Basic dimensions:
Width: up to 5000 mm
Height: up to 5000 mm
(Additional dimensions upon request)

Door curtain

- Consists of hinge-like profiles pushed into one another made of double-walled galvanised steel, division 96,5mm

Surface

- Optionally coil-coated or powder-coated



The pre-wired controller is integrated into the reliable direct-mount drive. Conveniently operated via a plug-in-ready pre-wired 3 button switch.



Long service life and high-strength connection system between shaft and door curtain (Teckentrup property right). The 8-point winding shaft incl. pin is completely galvanised.



Pre-drilled guide rails simplify installation. The bottom seal is integrated into the last profile and thus ensures a harmonic look, inside and out.



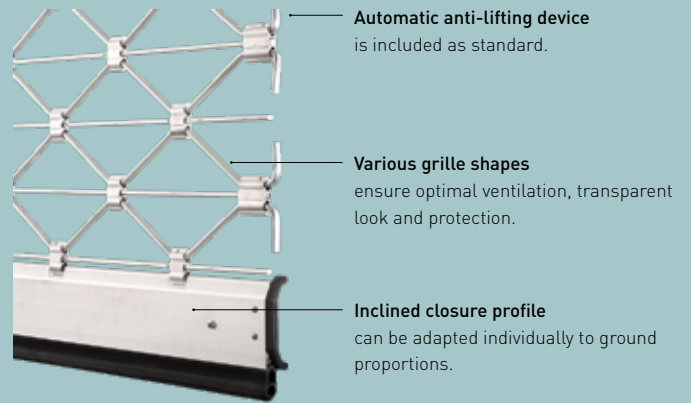
The roller shutter curtain is pre-installed on the winding shaft and can be installed into the console easily.



TECKENTRUP

ROLLER GRILLES

- EXCELLENT AIR EXCHANGE
- GREAT DEAL OF LIGHT AND TRANSPARENCY
- SECURE PROTECTION



Installation in

- Masonry: min. 120 mm
- Concrete: min. 150 mm
- Steel
- Autoclaved aerated concrete walls: min. 200 mm (only with steel skirting)
- Wood: min. 240 mm

Size range/installation dimensions

Nominal dimensions:
Width: up to 11 500 mm
Height: up to 8 000 mm

Door curtain

- Consists of galvanised steel hinge-like honeycombs connected to one another,
- Flat material with axial sliding pieces made of wear-resistant plastic with or without crossbar:
 - Aluminium TG-A
 - Steel TG-S
 - Stainless steel TG-E
 - Flat material with stainless steel connectors V2A with or without cross bar:
 - aluminium/stainless steel connector TG-V
 - Flat round material with axial sliding pieces made of wear-resistant plastic and crossbar:
 - Aluminium TG-X

Surface

- Galvanised steel (TG-S)
- Aluminium blank (TG-A, TG-V, TG-X)
- Stainless steel blank (TG-E)
- Optionally powder-coated (TG-A, TG-S, TG-X)
- Optional surface anodized in E6/EV1 (TG-A, TG-X)



Roller grilles protect access to shopping centres



TG-A roller grille in an underground garage




TG-X roller grille as protective/partition grille in a shop passage



TECKENTRUP

XXL ROLLER SHUTTERS

- INDIVIDUAL DOORS UP TO 18 M WIDE
- DOUBLE ROLLER SHUTTERS UP TO 36 M WIDE
- MULTIPLE SYSTEMS ALSO POSSIBLE
E.G. 3 X 18.000 MM OR 5 X 18.000 MM



Special profile contour
rolled from one piece, thus even higher resistance and quieter.

Double-walled profile
made of high-strength PU hard foam, exceptionally durable and also heat-insulating.

Innovative micro-profiling
in attractive look, especially stable and low-wear.

Installation in

- Masonry: min. 120 mm
- Concrete: min. 150 mm
- Steel
- Autoclaved aerated concrete walls: min. 200 mm (only with steel skirting)
- Wood: min. 240 mm

Size range/installation dimensions

LDB = door width = min. 2 x 1000 mm
LDB = door width = max. 18000 mm
LDH = door height = min. 2500 mm
LDH = door height = max. 6000 mm
Multi-dimensional doors also available (e. g. in 3 x 18000 mm, 4 x 18000 mm etc.)

Double door features

- Open independent of one another
- Asymmetric separation possible
 - Separate drive
 - Centre supports with buffer insulation, movable

Door curtain

Consists of hinge-like profiles pushed into one another made of double-walled galvanised steel, division 96,5 mm

Surface

- Galvanised steel
- Optionally coil-coated or powder-coated



With the special guide rail system, the unlocked centre post can be simply pushed to the edge by hand. Both doors are opened and an exit can take place with minimal manoeuvring.



Safe is safe: The door can only move when the post is securely locked. This prevents the door from accidentally dropping. A sensor detects if the post is correctly locked.




High-performance drive with high speed

- Frequency converter controller with soft start and soft stop. Protects the material and ensures a long service life of the door
- Dimensions of up to 8000 mm door width and 9000 mm door height
- More protection for people and material via series-standard integrated light curtain in protected interior area
- Maximum opening speed of up to 1.5 m/s

HIGH-SPEED ROLLER SHUTTER

THERMOTECK SPEED

- HIGH RUN SPEED
- VERY LOW WEAR
- EXCELLENT VALUE FOR THE MONEY



Special profile contour
rolled from one piece, thus even higher resistance and quieter.

Double-walled profile
made of high-strength PU hard foam, exceptionally durable and also heat-insulating.

Innovative micro-profiling
in attractive look, especially stable and low-wear.

Installation in

- Masonry: min. 120 mm
- Concrete: min. 150 mm
- Steel
- Autoclaved aerated concrete walls: min. 200 mm (only with steel skirting)
- Wood: min. 240 mm

Size range/installation dimensions

Width: 2000 - 8000 mm, in wind load class 2 (up to 9750 mm wind load class 1)

Height: 2550 - 9000 mm

Doors of wind load class 3/4 available upon request!

Door curtain

Consists of hinge-like profiles pushed into one another made of double-walled galvanised steel, division 96,5 mm

Surface

- Galvanised steel
- Optionally coil-coated or powder-coated

With its high endurance characteristics and robust design, the high-speed roller door meets the necessary requirements for all areas of use, especially for use as an outside door. At high motor speeds of up to 1.5 metres per second, our high-speed roller doors guarantee high energy efficiency by keeping heat losses to a minimum. The shorter the time a door stands open, the lower the heat losses while the door moves.



Intelligent attachment

The light curtain can be installed on the rear side of the guide rail via specially integrated holes in the guide rails.

Advantages:

- Good accessibility
- Easy to clean
- Easy to replace in an emergency
- Protected against contamination



Belt system

The patented and safety-optimised Teckentrup belt system dampens running noises and effectively reduces the wear on high-speed roller shutters. Reliability test with more than 200,000 cycles.

Belt system automatic unhooks from the attachment unit prevents injuries.



TECKENTRUP

HIGH-SPEED SCREEN DOORS

- **HIGHLY STABLE, ROLLER SHUTTER CURTAIN WITH PVC WINDOW**
- **WITH SPRING-TENSIONED ANTI-CRASH SYSTEM**
- **PERFECT FOR USE OUTSIDE IN COMBINATION WITH ROLLER OR SECTIONAL DOORS**



The end pieces

are manually coupled to the guide. This means that they are not stressed and have a very long service life.

The crash end pieces

automatically jump back into the bottom centreboard, and the curtain remains undamaged.

The retainer mechanism

opens automatically when the bottom centreboard is struck.

Size range/installation dimensions

- SLT 06 FU:
up to 4 600 x 4 600 mm (W x H)
- SLT 09 FU:
up to 6 000 x 6 000 mm (W x H)

Opening/closing speeds

- SLT 06 FU = opens approx. 1.7 - 2.0 m/sec (depends on size)
= closes approx. 0.8 m/sec
- SLT 09 FU = opens approx. 1.7 m/sec (faster door speeds upon request)
= closes approx. 0.8 m/sec

Standard colours follow

RAL 1003 signal yellow
RAL 1018 zinc yellow
RAL 2004 orange
RAL 3002 carmine red
RAL 5010 gentian blue
RAL 5012 light blue
RAL 6024 traffic green
RAL 7038 agate grey
RAL 9005 jet black
RAL 9010 pure white

Window

Roller curtain consists of one 1 200 mm view stripe made of transparent PVC 2 mm thick starting at approx 1 300 mm



High-speed screen door in RAL 7038 (agate grey)



High-speed screen doors protect people and material via the integrated spring-tensioned anti-crash system

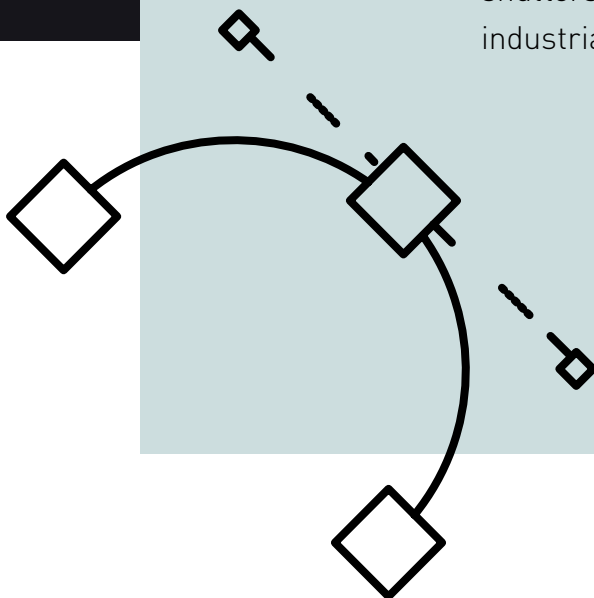


AESTHETIC APPEARANCE

There are no shortcomings in the design either: Our industrial roller shutters are available with a number of designs and furnishings and will match the architectural aesthetics of any building façade.

Choose from numerous design options: Whether it's colours, surfaces, glazing and looks, here you will find the right solution that fits your requirements.

Due to their appealing modern look, for example with chic glazing elements, our industrial roller shutters are true eye-catchers within the entire industrial area.



OUR DESIGN VARIETY CATERS
TO EVERY DEMAND



The look of the door contributes significantly to the appearance of an industrial facility and also perfectly expresses the corporate design. The broad Teckentrup colour spectrum allows for countless door designs. Designers can draw inspiration and realize their individual style.

Teckentrup ThermoTeck roller shutters are available in galvanised steel with transparent protective film as well as coil coating on both sides with a large colour variety.


STANDARD COLOURS




Sepia brown
RAL 8014



White aluminium
RAL 9006



Grey white
RAL 9002



Traffic white
RAL 9016

OPTIONAL RECOMMENDED COLOURS



Flame red
RAL 3000



Gentian blue
RAL 5010



Moss green
RAL 6005



Window grey
RAL 7040



Grey aluminium
RAL 9007



Anthracite grey
RAL 7016

ROLLER SHUTTER PROFILE

Select the right profile for your roller shutter from our ThermoTeck or aluminium modules. All are exceptionally robust and visually appealing as well as optionally available with glazings or ventilation grilles. From our roller grille shapes, choose between diamond or honeycomb shapes that suit your desired overall impression.

The special insulated ThermoTeck profile made from steel



ThermoTeck profile with protective film or coil coating on both sides



ThermoTeck profile with glazing



ThermoTeck profile with ventilation grille

The alternative: the 4020 aluminium profile



4020 profile



4020 profile with glazing



4020 profile stucco-patterned



4020 profile stucco-patterned with glazing

The roller grille shapes



Roller grille in diamond shape TG-X (aluminium)



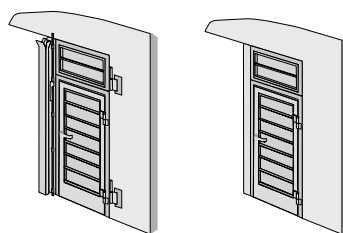
Roller grille in honeycomb shape as TG-A (aluminium), TG-S (steel), TG-E (stainless steel)

SUITABLE SIDE DOORS TYPE N 53



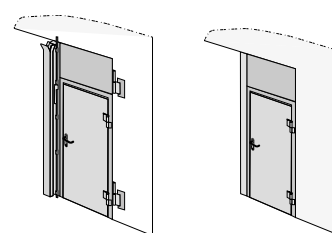
Where necessary, numerous threshold-free side doors ensure a smooth passage of people. Whether it's a fixed or rotatable side section, safety and functionality always stand in the foreground.

- Extruded anodised aluminium profile in E6/EV1
- 3-Sided double buffer seal, slide seal in threshold as bottom seal
- As standard, with mortice lock and aluminium lever set in E6/EV1
- Filling optionally with matching door element with roller shutter profiles in door colour, or dw 42-1 sheet steel side door



**Type N53 side door
(fixed + rotatable)**

Consists of matching side door including side door upper section, frame in aluminium frame design, E6/EV1 surface, max. height: 8 000 mm, max. overall frame dimensions: 1 250 x 2 500 mm (W x H).




**Side section with door dw 42
(fixed + rotatable)**


As standard, consists of steel profile frame, construction primed grey white (similar to RAL 9002), integrated steel sheet side door and top light with sheet covering.

DOORS FOR MORE SECURITY

Our industrial roller shutters ensure a high degree of protection and security, regardless of whether they close off access to a vehicle fleet or to a warehouse. The flexible door construction and its exceptionally stable double-walled profiles allow precise solutions for various room closures. Stable and robust components as well as additional mechanical locking elements, such as the sliding bolt or a lockable bottom profile, ensure that effective anti-burglary protection is guaranteed at all times. The use of modern control elements ensures additional convenience for the daily opening and closing of doors.








CONVINCING TECHNOLOGY

Teckentrup roller shutters meet all the safety requirements and specifications of EN 13241-1. This means that, for every door, mechanical aspects, safety of use, heat insulation, sound insulation, tightness and wind loads are considered in accordance with European standards. Roller shutters from Teckentrup are functional, easy to install and reliable. They are suitable for all spatial situations and are primarily used in commercial as well as agricultural applications.

- Mechanical influences
- Heat insulation
- Seal
- Safety of use
- Sound insulation
- Wind load




1 Direct-mount drive with anti-drop device

TAR direct-mount drive with integrated anti-drop device. The anti-drop device prevents the door curtain from falling in an emergency.



2 Wind hooks

Wind hooks ensure safety even with high wind loads.



3 Winding shaft

The fixed inner circle guarantees low stress on the weld seams of the outer circle, and thus the safe winding up and down of the door curtain.



4 Guide rails

Functional and stable guide rail system with plastic slide profile to improve movement and slide characteristics.



5 Bottom profile with seal

The bottom profile with seal made of rot-proof elastic and non-freeze EPDM rubber profile smooths out floor unevenness and protects from cold and damp.



6 Closing edge mechanism

The door stops automatically when detecting an obstacle.



7 Photocells (roller shutters)

An additional photocell stops the door without contact. Under certain conditions, the use of such a photocell is legally required.




8 Photocells (roller grilles)

The roller grille gate has additional photocells around the lintel to prevent personal injury.



9 Burglar-resistant security

Stable, robust components and additional mechanical locking elements guarantee effective anti-burglary protection. Optional sliding bolt: mechanical lock or lockable bottom profile that is activated electrically.




Direct-mount drive


Compact and easy to install. With integrated, maintenance-free anti-drop device. Optionally available with emergency hand crank ...

CONVENIENT OPERATION OF THE DRIVE SYSTEMS

Modern control elements ensure additional convenience with electrically operated door systems. The door is operated easily and conveniently using a durable handheld transmitter. Alternatively, the pulse can be generated by the photocells, induction loops, radar motion sensor, etc.



... or emergency chain



Tubular drive

Recommended for small doors, constrained spatial proportions, and small load cycles (emergency operation via awning road).



Microprocessor control with absolute transmitter evaluation

Simple, secure programming using the LED module or the 3 button navigation system on the LCD monitor with multi-language clear text display, optional red-green light to show door status, with visual warning messages (for use in underground garages, car workshops). The CS 310 control system has two potential-free end position sensors.

Fast-running

CS 310 FU version with frequency converter. Soft start and stop for material-friendly door operation and secure function.



2-channel
hand-held trans-
mitter



4-channel
hand-held trans-
mitter



10-channel
hand-held trans-
mitter



99-channel
hand-held trans-
mitter



Exposed
key-operated switch



Concealed
key-operated switch



Radio code switch



Concealed key-operated
switch with stop button



LED signal lamps



Internal radio receiver for
CS 310, pluggable



Internal radio receiver for
CS 310, plug-in



Radar motion detector with
programming device



Push button
"Open – Stop – Close"



Push button
"Open – Emergency
stop – Close"



Lockable push button
"Open – Emergency stop –
Close"



Lockable push button
"Open – Stop – Close"



Emergency stop
switch



One-way photocells



Reflective photocells

Industrial roller shutters						
	ThermoTeck profile	4020 profile	TG-S roller grille	TG-A roller grille	TG-E roller grille	TG-X roller grille
DOOR SIZES						
Width, maximum, in mm	18 000	18 000	11 500	11 500	11 500	11 500
Height, maximum, in mm	12 000 ¹⁾	12 000	8 000	8 000	8 000	8 000 ¹⁾
Door leaf weight, in kg/m ²	approx. 11	approx. 10	approx. 14	approx. 7	approx. 14	approx. 6
SPACE REQUIREMENTS						
See technical data sheet	■	■	■	■	■	■
DOOR CURTAIN, MATERIAL						
Steel, single-walled	–	–	■	–	–	–
Steel, double-walled	■	–	–	–	–	–
Stainless steel	–	–	–	–	■	–
Aluminium, single-walled	–	–	–	■	–	■
Aluminium, double-walled	–	■	–	–	–	–
DOOR LEAF, SURFACE						
Steel, galvanised	■	–	■	–	–	–
Steel, coil coated	▲	–	–	–	–	–
Steel, powder coated	▲	–	▲	–	–	–
Stainless steel	–	–	–	–	■	–
Aluminium, stucco-patterned	–	▲	–	–	–	–
Aluminium, plate-rolled	–	■	–	■	–	■
Aluminium, coil coated	–	▲	–	–	–	–
Aluminium, powder coated	–	▲	–	▲	–	▲
Side door appearance matches door leaf	▲	▲	▲	▲	▲	▲
GLAZING OPTIONS						
Rectangular window	▲	▲	–	–	–	–
SEALS						
Top seal	■	■	–	–	–	–
Floor seal	■	■	–	–	–	–
LOCKING SYSTEMS ²⁾						
Anti-lifting guard	–	–	■	■	■	■
Sliding bolt	▲	▲	–	–	–	–
Lockable bottom profile	▲	▲	▲	▲	▲	▲
SAFETY EQUIPMENT						
Anti-drop device	■	■	■	■	■	■
Closing edge mechanism	▲	▲	▲	▲	▲	▲
Roll-up safety	▲	▲	▲	▲	▲	▲
DRIVE ^{1) 2)}						
Direct-mount drive	■	■	■	■	■	■
Chain drive	▲	▲	▲	▲	▲	▲
Tubular drive (size upon request)	▲	–	■	■	■	■
ATTACHES TO						
Concrete, steel, masonry	■	■	■	■	■	■
Others available upon request	▲	▲	▲	▲	▲	▲

¹⁾ For use as an easy door: max. door height/door width of this profile: 5 000 mm; special equipment deviates from table.

²⁾ For use as an Speed high-speed roller shutter: max. door width of this profile: 8 000 mm; special equipment deviates from table.

High-speed screen doors		
	SLT 06 FU	SLT 09 FU
DOOR SIZES		
Width, maximum, in mm	4 600	6 000
Height, maximum, in mm	4 600	6 000
OPENING SPEED		
m/sec	1.7 - 2.0	1.7
CLOSING SPEED		
m/sec	0.8	0.8
USE		
Internal doors	■	■
External doors	■	■
PERFORMANCE CHARACTERISTICS		
Safety equipment per EN 13241-1	■	■
Wind class per EN 12424	1	2
SPRING-TENSIONED ANTI-CRASH SYSTEM		
Up to max. 5 000 mm clear width	■	■
EMERGENCY OPENING		
Crank (at drive height)	■	■
Chain (from bottom up)	▲	▲
Counterweighting technology, manual emergency opening if power fails.	■	–
SAFETY EQUIPMENT		
Safety photocells	■	■
Self-monitoring contact strip	■	■
Approved for escape or emergency routes	▲	–
DRIVE AND CONTROLLER		
CS 310 FU	CS 310 FU	CS 310 FU
2 potential-free contacts	■	■
Supply voltage, 1 phase, 400V*	■	■
Protection class IP 54	■	■
Protection class IP 65	▲	▲
Controller with emergency stop switch	■	■
Digital limit switch	■	■

* Depends on door size.



DESIGN | SECURITY | SERVICE

Professional solutions

We provide customised solutions for your individual requirements. With our door solutions, you can count on more design, security and service.

WWW.TECKENTRUP.CO.UK

We are happy to help.